

EROND BIO-CONE



Performs conus
biopsies fast
and gentle

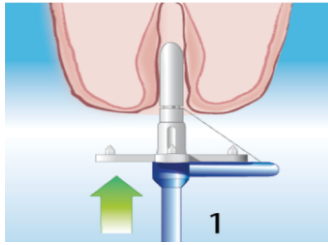
- Easy method for the private practice as well as for hospitals
- Four anatomically arranged stabilizing prongs
- Secure fixation of the cervix
- Easy extraction of the biopsy by rotating the shaft spindle smoothly
- Clean and precise cut due to controlled wire guidance
- Minimal thermal influence
- Minimal bleeding during the extraction
- Marginal postoperative bleeding
- Less pain after surgery
- The tissue sample can be examined up to the incision edges!

Rotational electrode with
stabilizing prongs for
Cone Biopsy

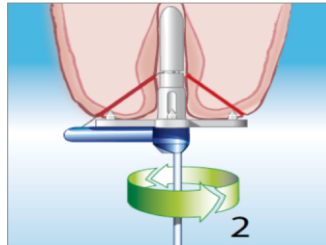


Conization at the portio uteri with the BIO-CONE electrode

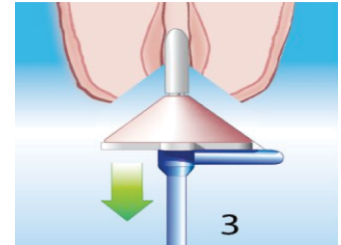
Schematic Diagram



Activate the unit by pressing the foot pedal. This also activates the electrode. Now insert the activated electrode in the appropriate size into the endocervical canal. Then deactivate the unit.



After the stabilizing prongs have secured the cervix, re-activate the unit and gently turn the electrode with the grooved white handle without interruption for 360°. The blue hub serves as rotation guide.



Deactivate the unit and remove the BIO-CONE electrode together with the tissue specimen.



- During the cone biopsy the electrode is securely fixed by the 4 anatomic arranged stabilizing prongs.
- The spindle can be rotated easily for one complete rotation.
- The excision shows clean examinable incision edges.
- Less bleeding and less pain for the patients after the surgery.
- A minimum frequency of 400KHz is necessary

BIO-CONE – sterile electrode for conization at the portio uteri for alle necessary medical biopsies - from small flat to large deep!

code	type	h	Ø
ELBC1812	small / flat	12 mm	18 mm
ELBC1815	small / medium	15 mm	18 mm
ELBC1818	small / deep	18 mm	18 mm
ELBC2412	medium / flat	12 mm	24 mm
ELBC2415	medium / medium	15 mm	24 mm
ELBC2418	medium / deep	18 mm	24 mm
ELBC3009	large / flat	9 mm	30 mm
ELBC3013	large / medium	12 mm	30 mm
ELBC3014	large / deep	15 mm	30 mm

